

# HELLO!

## Welcome to the Official Fedora Badges Style Guide.

Fedora Badges is a fun website built to recognize contributors to the Fedora Project, help new and existing Fedora contributors find different ways to get involved, and encourage the improvement of Fedora's infra structure.

This document should be used as a guide to all who wish to contribute badge designs.

Fedora Badges Official Style Guide designed by riecator (Marie Nordin). Contact via [riecatnor@fedoraproject.org](mailto:riecatnor@fedoraproject.org)

### 1. INTRO

- a. Table of Contents

### 2. FORMATTING

- a. Anatomy of a Badge
- b. Output
- c. Badge Series

### 3. CATEGORIES

- a. Category Overview
- b. Content/Learning
- c. Development
- d. Community
- e. Quality
- f. Events
- g. Miscellaneous

### 4. COLOR PALETTE

- a. Fedora Colors(Selection)
- b. Extended Badge Colors

### 5. BACKGROUNDS

- a. Patterns
- b. Specialty

### 6. OUTLINES

- a. Do's/Dont's

### 7. TYPOGRAPHY

- a. Typeface
- b. Numbering

### 8. FEDORA LOGO

- a. Usage

### 9. CHARACTERS


- a. Pandas
- b. Badgers
- c. Miscellaneous

# FORMATTING

## Anatomy of a Badge

This is a diagram of a Fedora Badge. The elements listed here are essential parts of what make up a Fedora Badge.

When designing a badge you should use all of these elements with only slight variations such as a specialty background.



Outer Ring (Drop shadow)

Colored Ring

Background

Pattern

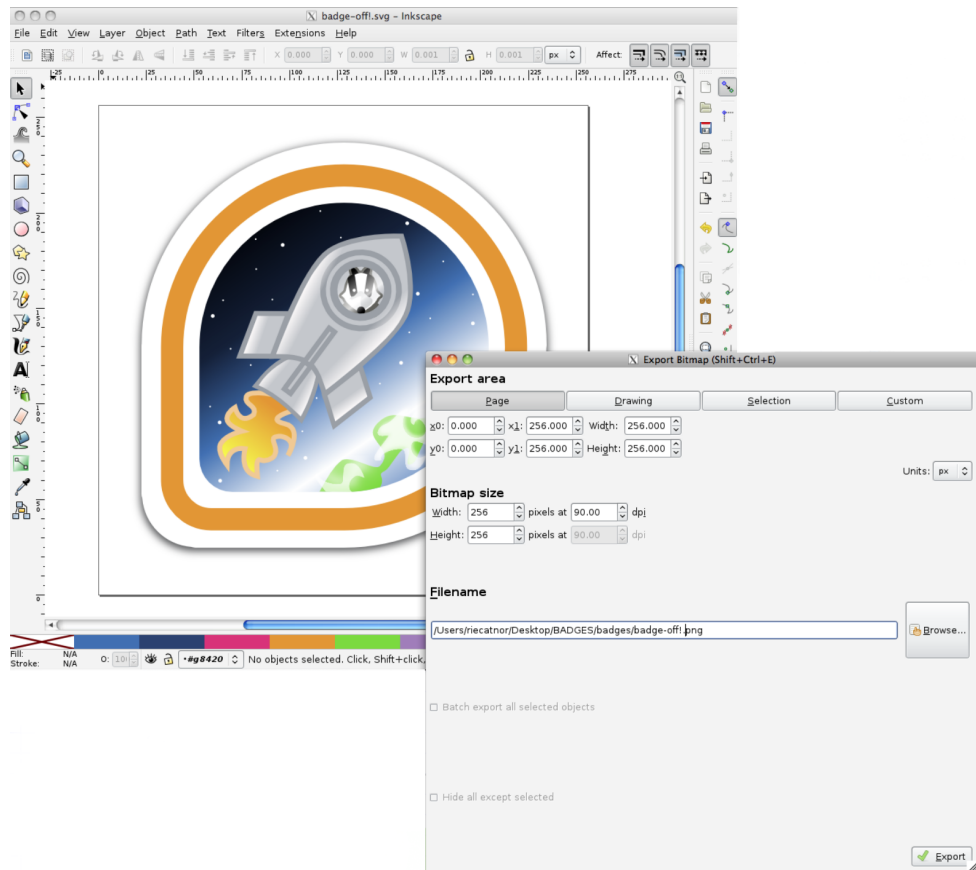
Graphic

# FORMATTING Output

The final output of a Fedora Badge is a .png that is 256 pixels by 256 pixels at 90 dpi.

Please upload both .svgs and .pngs to the badge tickets.

There are templates provided with correct sizing and padding found at [https://fedorahosted.org/fedora-badges/wiki/Design\\_Resources](https://fedorahosted.org/fedora-badges/wiki/Design_Resources)



# BADGE SERIES

## Examples

Fedora Badges has several different existing badge series. These series' are a fun way to create another dimension to Fedora Badges (collecting a set) and help to develop more content.

Shown here are examples of badge series' within Fedora Badges.



wiki editor series



FAS account series



bodhi tester series

# CATEGORIES

## Overview

Fedora Badges are classified into six main categories. Each category has a corresponding colored ring.



content/learning  
blue ring



development  
orange ring




community  
pink ring



quality  
green ring



events  
purple ring



miscellaneous  
dark blue ring

# CATEGORIES

## Content/Learning

Each category of badges is divided into subcategories, which are organized by background color.

Shown here are badge and background color combinations classified under the Content/Learning category.




wiki/docs  
blue background



website  
aqua background



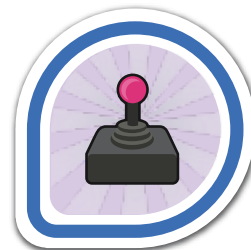
art submissions  
green background



learning  
pink background



fedora ambassador  
tan background



fedora sig  
purple background

# CATEGORIES

## Development

Each category of badges is divided into subcategories, which are organized by background color.

Shown here are badge and background color combinations classified under the Development category.



commits  
pink background



koji  
light blue background



sysadmin/infrastructure  
tan background



copr  
aqua background



bodhi  
green background



fas  
yellow background

# CATEGORIES

## Community

Each category of badges is divided into subcategories, which are organized by background color.

Shown here are badge and background color combinations classified under the Community category.



blogs  
dark blue background



membership  
green background



IRC  
light blue background



askbot  
tan background



FAS life  
blue background



intern/student projects  
pink background



# CATEGORIES

## Quality

Each category of badges is divided into subcategories, which are organized by background color.

Shown here are badge and background color combinations classified under the Quality category.



bodhi tester  
yellow background



proven tester  
green background



tagger  
blue background

# CATEGORIES

## Events

Each category of badges is divided into subcategories, which are organized by background color.

Shown here are badge and background color combinations classified under the Events category.



conferences  
grey background



presenters  
dark blue background

# CATEGORIES

## Miscellaneous

Each category of badges is divided into subcategories, which are organized by background color.

Shown here are badge and background color combinations classified under the Miscellaneous category.



fedora project leader  
orange background

# COLOR PALETTE

## Fedora Colors

Fedora Badges use the official Fedora color palette and an extended badge palette.

Shown here is a selection of official Fedora colors for use in designing Fedora Badges.



#294172



#3c6eb4



#db3279



#e59728



#79db32ff



#a07cbcff



#6f81a6



#8faed9



#ed97bb




#f2ca92




#bbed97



#cfbddd



#d8e1ee




#e8eff8



#f9dde9



#fbeddb



#e9f9dd



#ece5f1



#535961



#79818b




#9a9fa6



#c4c7cc



#dfe0e3



#eff0f1

# COLOR PALETTE

## Badges Colors

Fedora Badges use the official Fedora color palette and an extended badge palette.

Shown here is the extended palette for use in designing Fedora Badges.



#ff0000



#ff8b00



#ffff00



#1edd1e



#0006ff



#892dc5



#9e292b



#be7917



#c5a62b



#4e9a06



#294172



#5d387a



#483729



#e9ddaf



#e3e599



#758e13



#64a28e



#0f74b2



#7c5f47



#786721



#f7e1c1



#4c5d0c



#7ec0aa



#a0cedc

# BACKGROUND Patterns

Fedora Badges use pattern and specialty backgrounds. These backgrounds and more can be found at [https://fedorahosted.org/fedora-badges/wiki/Design Resources](https://fedorahosted.org/fedora-badges/wiki/Design_Resources)

Shown here are commonly used pattern backgrounds. You are welcome to design your own specialty pattern.



wavy lines



starburst




gradient



specialty  
karma



starburst  
with sparkle



glow

# BACKGROUND Specialty

Fedora Badges use pattern and specialty backgrounds. These backgrounds and more can be found at [https://fedorahosted.org/fedora-badges/wiki/Design Resources](https://fedorahosted.org/fedora-badges/wiki/Design_Resources)


Shown here are examples of specialty backgrounds.



presenter



town hall



muse



space



space and earth



desk with flag

# OUTLINES

## Do's/Don'ts

The graphic elements in Fedora Badges often have outlines.

Shown here are examples of some of the do's and don'ts of outline usage when designing Fedora Badges.

### do's:



use a stroke of 1.5 or more



use a stroke on light colored graphics on light colored backgrounds



use a dark stroke on a medium toned graphic

### don'ts:



use a stroke of 1.4 or less



place a light colored graphic on a light background without a stroke



use a light stroke on a medium toned graphic



# TYPOGRAPHY

## Typeface

Comfortaa is the official type face used for Fedora Badges. Please use Comfortaa when ever possible.

Shown here are some of the do's and don'ts when using type in Fedora Badges.

### do's:



use Comfortaa



use strokes and outlines



create custom characters when appropriate

### don'ts:



use other typefaces



skew, warp or distort text

# TYPOGRAPHY

## Numbering

Fedora Badges series commonly use numbering to denote 'ranks' of badges.

Shown here are some of the do's and don'ts when using numbering in badge designs.

### do's:



use a dark outline on a light background



use speech bubbles



be creative with your numbering!

### don'ts:



use a light outline on a light background



use light colored text on a light background

# FEDORA LOGO Usage

Fedora logos can be a fun and necessary element in a Fedora Badge.

If you choose to use a Fedora logo when designing a badge please be sure to follow Fedora logo guidelines, which can be found at <https://fedoraproject.org/wiki/Logo/UsageGuidelines>.

Shown here are a few examples of the do's and don'ts when using Fedora logos for Fedora Badges.


### do's:



use a Fedora logo



rotate the Fedora logo



use other official logos for conferences and events

### don'ts:



warp, distort or skew the Fedora logo



change the color of a Fedora logo

# CHARACTERS

## Pandas

Fedora Badges often include characters such as pandas, badgers and other creatures.

Shown here are a few of the different badges that include pandas.



photographer



paranoid panda



pixel ninja



stop that update!



FAD Rheinfelden



badge of doom

# CHARACTERS

## Badgers

Fedora Badges often include characters such as pandas, badgers and other creatures.

Shown here are a few of the different badges that include badgers.



extra! extra!



override you say?



let's do lunch!



stop that update!



apex

# CHARACTERS

## Miscellaneous

Fedora Badges often include characters such as pandas, badgers and other creatures.

Shown here are a few of the different badges that include other creatures.



web warrior



senior badger



town hall participant



perceiving the bull



tadpole